
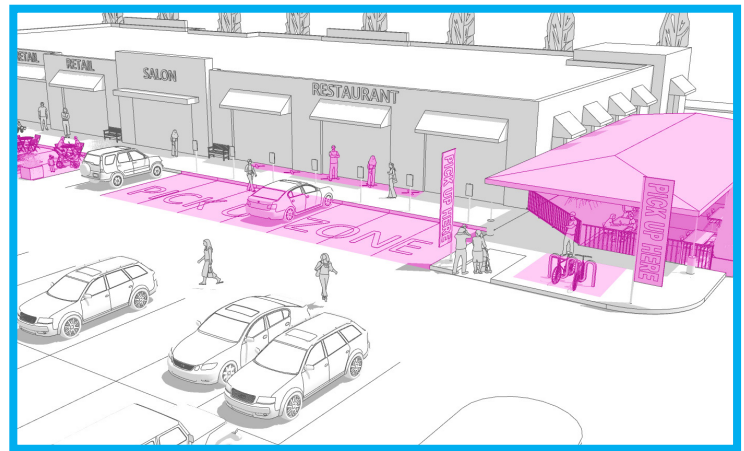


A FRIENDLY BUSINESS GUIDE FOR OUTDOOR EXPANSION TACTICS



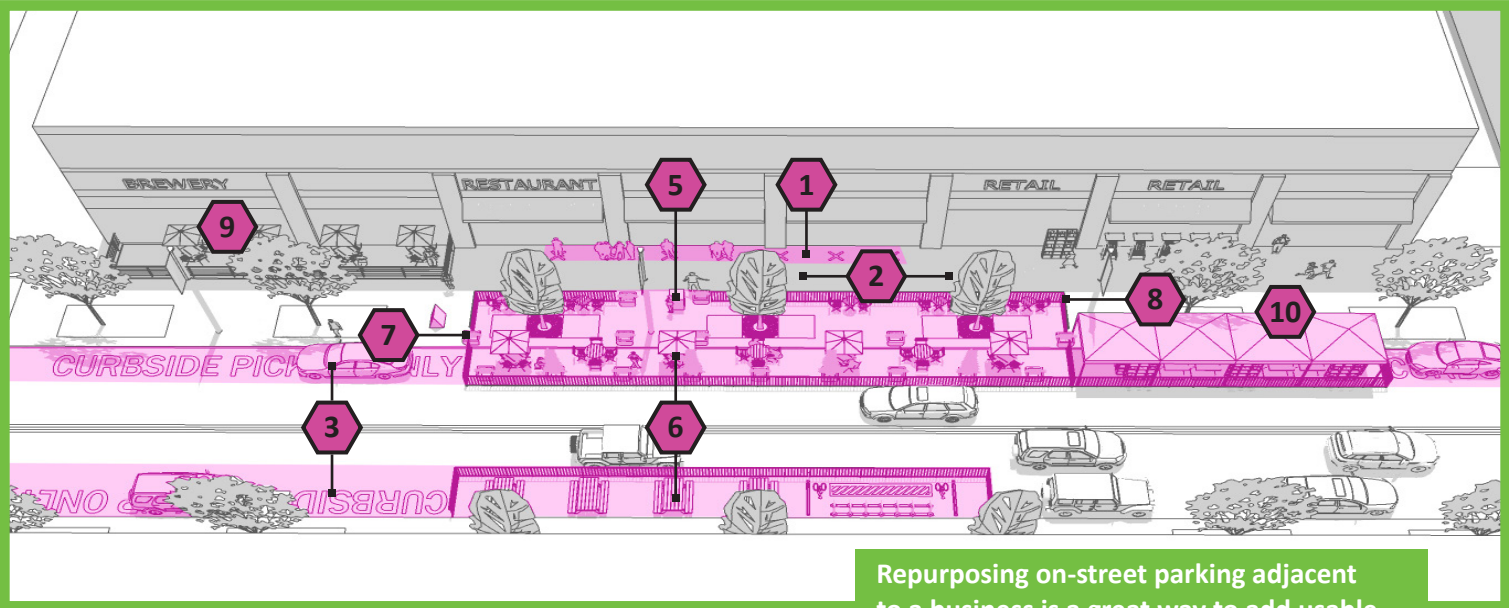
HOW TO USE THIS GUIDE:

- 1 FIND YOUR CONTEXT
- 2 REFER TO GUIDELINES
- 3 EXPLORE DESIGN IDEAS & RESOURCES

This guide is meant to be a resource for communities and businesses considering temporary outdoor expansion to support the success of local business in the age of COVID-19 and a phased statewide reopening strategy. It offers design ideas and guidelines for outdoor expansion tactics for various contexts, covering a wide array of potential situations and solutions.

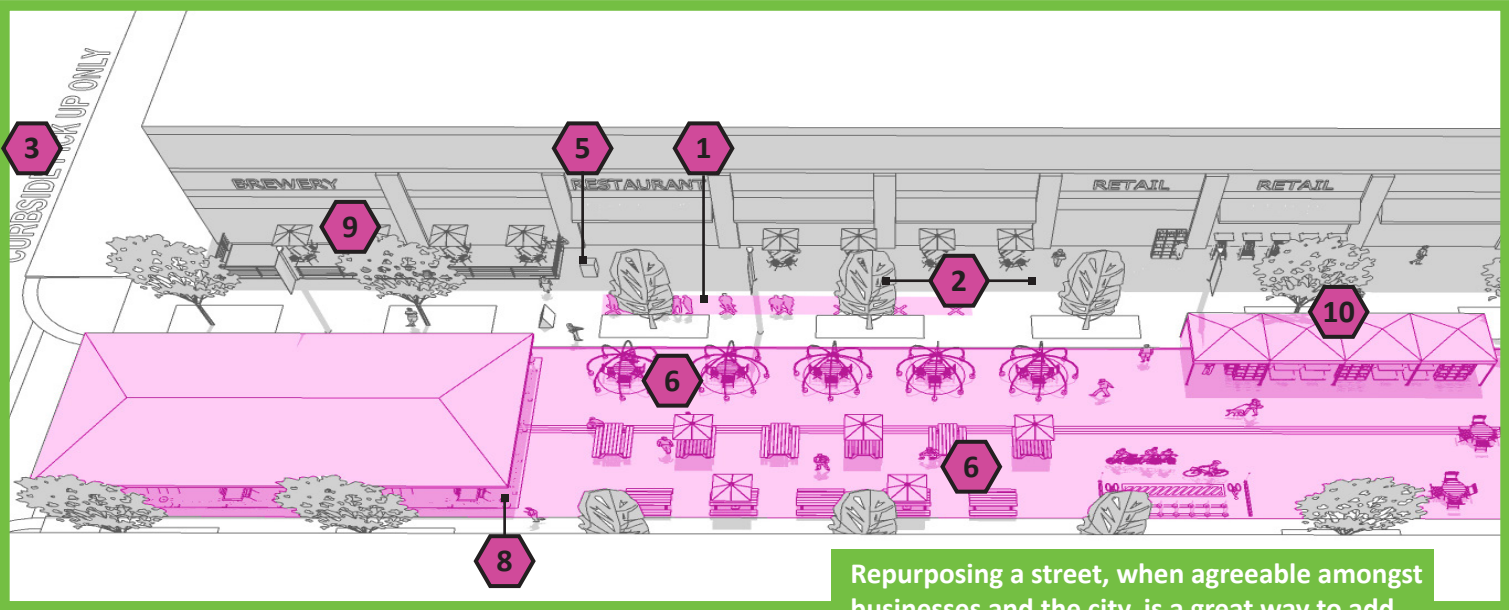
MAIN STREET CONTEXT

REPURPOSING ON-STREET PARKING



MAIN STREET CONTEXT

REPURPOSING A STREET

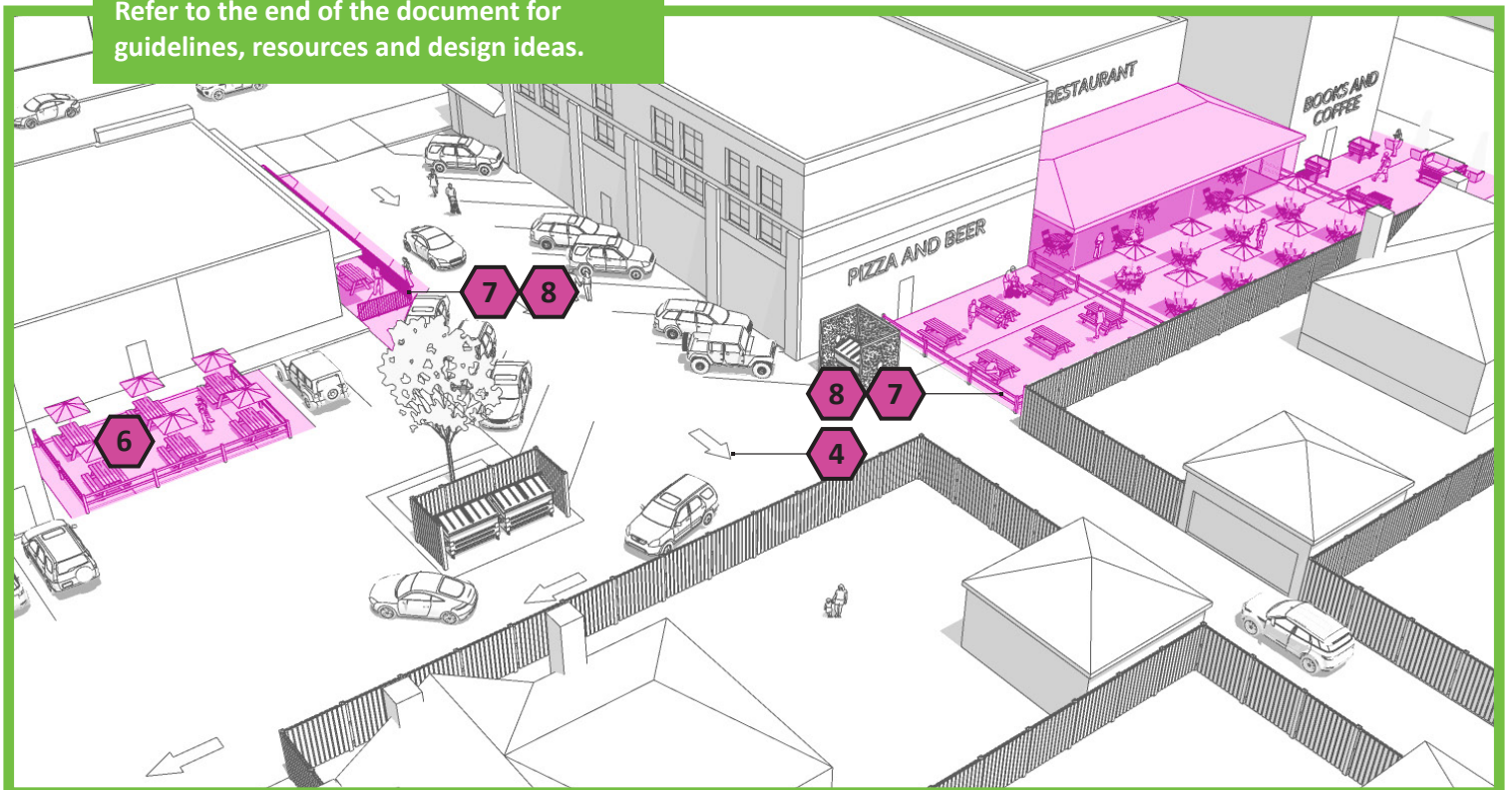
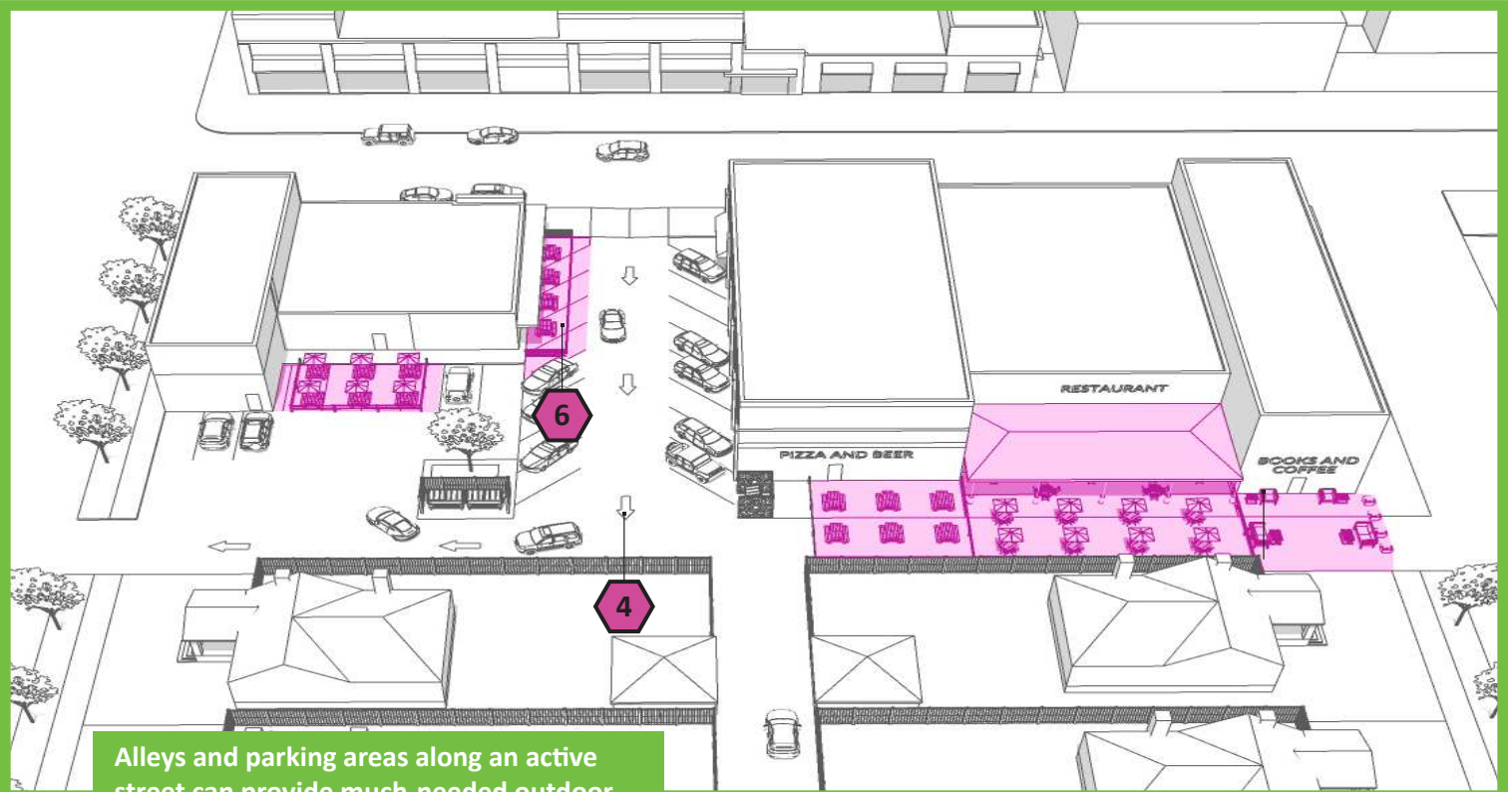


Repurposing a street, when agreeable amongst businesses and the city, is a great way to add usable outdoor space and expand business capacity. Refer to the end of the document for guidelines, resources and design ideas.

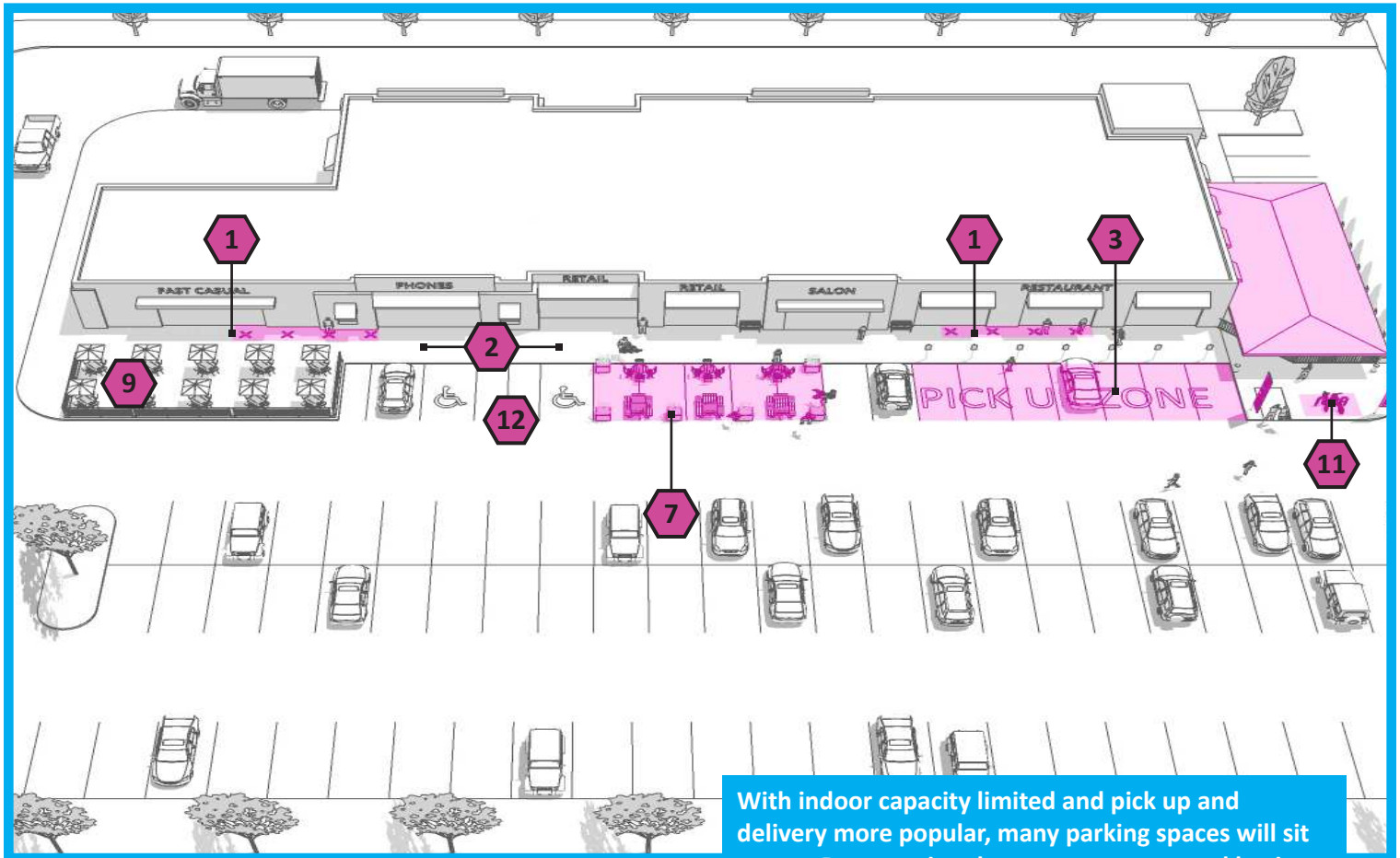


MAIN STREET CONTEXT

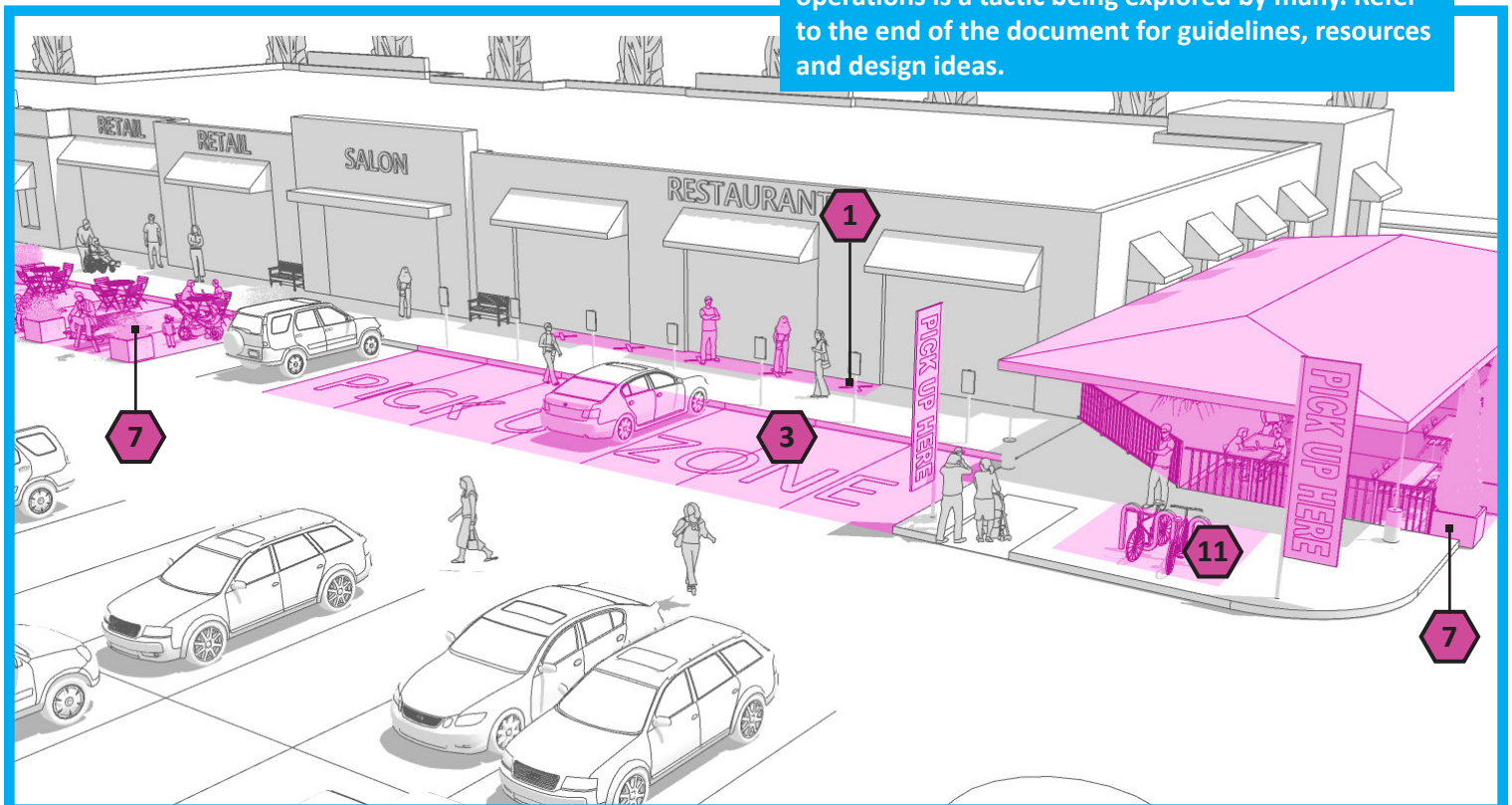
REPURPOSING AN ALLEY AND REAR PARKING



REPURPOSING OFF-STREET PARKING

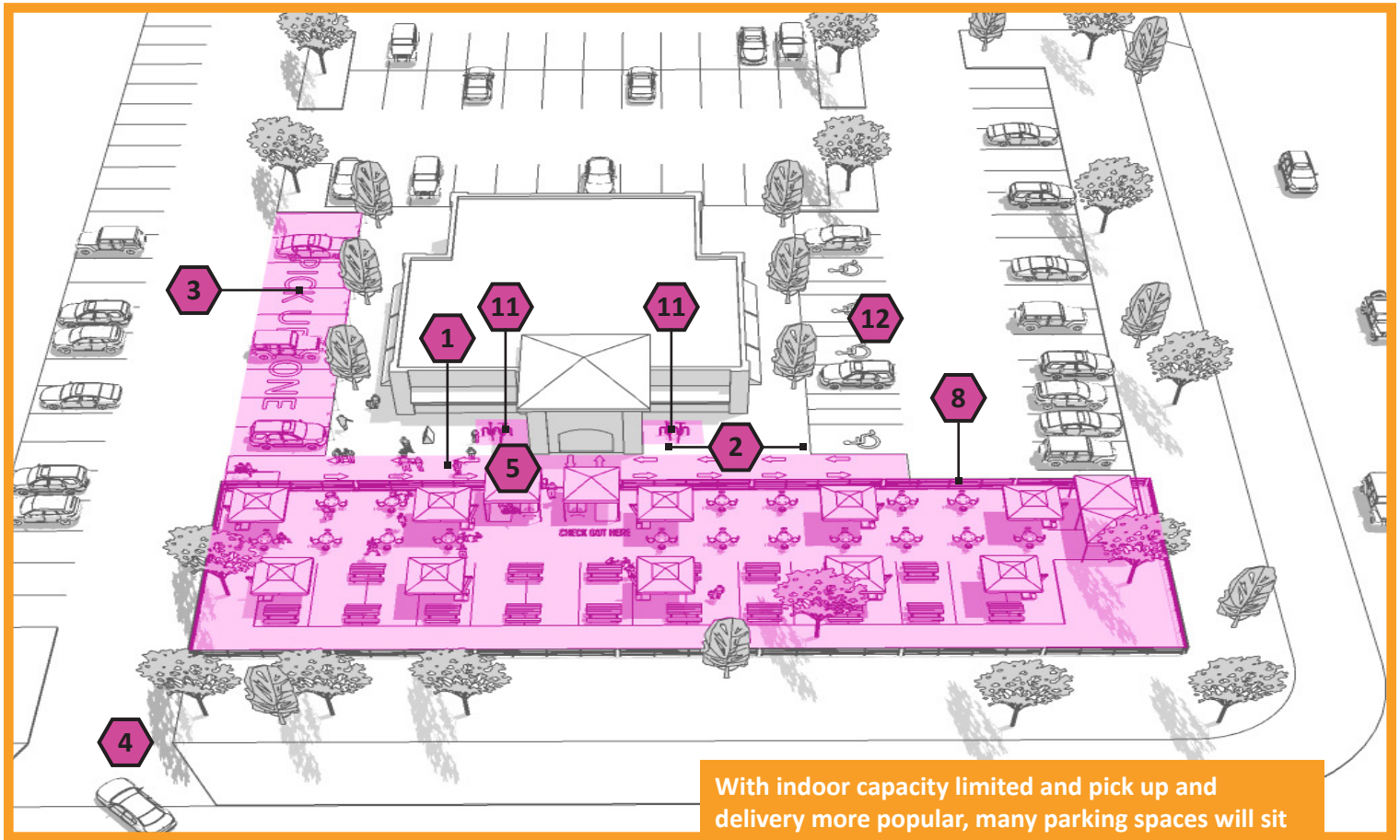


With indoor capacity limited and pick up and delivery more popular, many parking spaces will sit empty. Repurposing those spaces to expand business operations is a tactic being explored by many. Refer to the end of the document for guidelines, resources and design ideas.




STAND-ALONE CONTEXT

REPURPOSING OFF-STREET PARKING

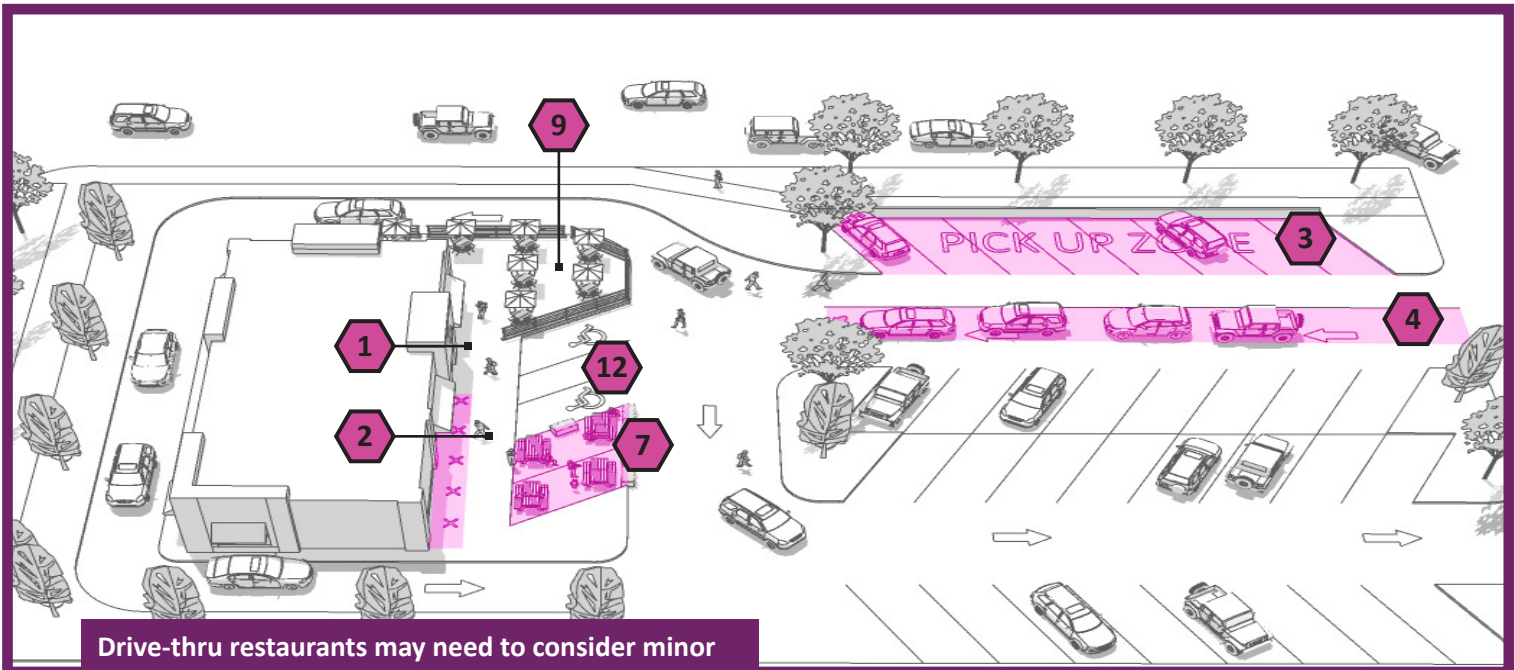


With indoor capacity limited and pick up and delivery more popular, many parking spaces will sit empty. Repurposing those spaces to expand business operations is a tactic being explored by many. Refer to the end of the document for guidelines, resources and design ideas.



DRIVE THRU CONTEXT

REPURPOSING OFF-STREET PARKING

















Drive-thru restaurants may need to consider minor adjustments to accommodate safe distancing and vehicular queuing and circulation. Refer to the end of the document for guidelines, resources and design ideas.





OUTDOOR EXPANSION GUIDELINES



CIRCULATION

- 1 Provide queuing space with ground markers spaced six feet apart to remind customers to safely distance and to the extent feasible, provide separate entrances and exits.    
- 2 Ensure there is adequate space for people to walk or roll by. A minimum of five feet should be provided.    
- 3 Designate “grab and go” areas by dedicating certain parking spaces or curbside areas for pick up to provide convenient options for patrons who do not wish to dine in. Provide signage and/or pavement markings to direct users.    
- 4 When there is the possibility for a surge in automobile arrivals during certain time periods, provide clear signage and/or markings to safely direct and manage traffic without causing backups.  




DINING AREAS

- 5 Where feasible, designate an area for customers to check-in and encourage advance reservations to avoid crowding.   
- 6 Set up flexible seating in former parking spaces. Tables should be spaced to allow a safe distance (six feet) between groups of patrons.    
- 7 Add planters, screens, fencing or other barrier to clearly identify the space and buffer from passing cars.    
- 8 Provide an appropriate vertical barrier when alcohol will be served. Liquor licenses must be approved by the state.   
- 9 Businesses with existing outdoor seating may continue with original rules, except that seating must be spaced appropriately for physical distancing.    

























RETAILERS

- 10 Retailers may also choose to repurpose on-street parking for open air displays and purchasing. Encourage retailers and restaurants to work together to cross-promote one another.  

BICYCLE PARKING

- 11 Provide bicycle parking to encourage alternative travel modes. When feasible, work together with adjacent businesses to provide a bike corral.   

SAFETY

- 12 Do not remove accessible parking spaces and consider the Americans with Disabilities Act when providing temporary seating by building ramps, if needed, to access new seating areas.    
- Always clearly display rules and guidelines about social distancing, appropriate face covering and staying home when feeling ill. Provide hand sanitizer for guests in a visible location.    
- Do not block fire hydrants or fire lanes.    
- Do not place heaters under umbrellas.    
- Increased signage may be necessary to explain new rules. When possible, consolidate messaging and keep it simple to avoid confusion.    
- Provide ample visibility into businesses. Do not clutter windows with signage.    

SIGNAGE

OUTDOOR EXPANSION DESIGN IDEAS

The following photo examples provide design ideas for temporary installations for outdoor expansion. They are organized by topic and each topic includes four variations based on estimated cost and sturdiness (see reference

diagram in bottom right corner.) They are meant to show a range of ideas and are not representative of all options. Creativity is encouraged!

SEATING



Amazon bistro set



Picnic tables



Durable plastic set



Wrought iron set

PARKLETS



Tables in parking spot



Tables and tents in parking spot



Raised aluminum and decking




Wood decking and seating with built-in planters

STREET/PARKING BARRIERS



Plastic netting



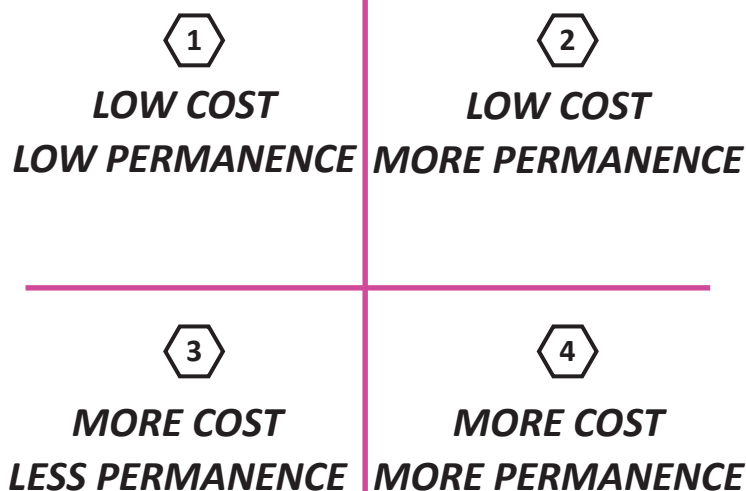
Aluminum fencing



Plastic barriers



Concrete "Jersey" barriers



OUTDOOR EXPANSION DESIGN IDEAS

DESIGNATED ALCOHOL AREA



Rope and bollards



Aluminum posts and mesh



Picket fence and tent



Wrought iron fencing

PLANTERS/LANDSCAPING



All-in-one, ready-to-go



DIY planters



Trough planters



Professional grade planter

PHYSICAL SEPARATION/DISTANCING



Space out tables



Create visible/wearable separators



Separate with fencing



Iconic "pods"

<p>1</p> <p>LOW COST</p> <p>LOW PERMANENCE</p>	<p>2</p> <p>LOW COST</p> <p>MORE PERMANENCE</p>
<p>3</p> <p>MORE COST</p> <p>LESS PERMANENCE</p>	<p>4</p> <p>MORE COST</p> <p>MORE PERMANENCE</p>

OUTDOOR EXPANSION DESIGN IDEAS

studio seed
WWW.STUDIOSEED.ORG

OTHER AFFORDABLE DESIGN IDEAS



Laminate paper flooring, plastic planters, common patio seating



Trough planters, tire planters, reflective vertical traffic bollards



Umbrellas, plastic tables and chairs



Astro turf flooring, plastic planters and barriers, picnic tables



Terra cotta planters



Paint, games and food trucks



Barrel reuse for tables



Hay bale benches with blankets

WHAT ARE OTHER COMMUNITIES DOING?

Downtown Colorado, Inc. has been providing FREE resource calls for the state of Colorado. Many communities have added photos and resources to this [Google Drive](#). Click on the link to see examples from other communities!

OUTDOOR EXPANSION RESOURCES

studio seed
WWW.STUDIOSEED.ORG

RENTALS AND PURCHASES

[The Recess Factory](#) - Erie, CO

- Flexible payment options
- Delivery and setup
- Event Fencing + sandbags/securing options
- Oktoberfest style tables and benches
- Tents + sandbags/securing options



CONTACT US TO RESERVE NOW:

David Janowiec
970-389-0310

david@recessfactory.com

Sam Lyons
970-618-6122

Sam@recessfactory.com

Hunter Schoepflin
303-928-9149

hunter@recessfactory.com

[Loveland Barricade](#) - Loveland, CO

- Equipment rental (cones, barricades)
- Pavement markings
- Traffic control

CONTACT:

Shawn Severin

Office: 970-663-5311

Fax: 970-663-5270

Email: shawnseverin@lovelandbarricade.com



Joseph Brandt

Estimator

Office: 970-663-5311

Fax: 970-663-5270

Email: joebrandt@lovelandbarricade.com

[Streetscapes](#) - Denver, CO

- Benches, Planters, Bollards, Bike Racks, Umbrellas, and more.



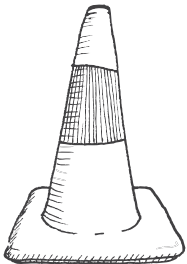
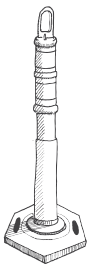
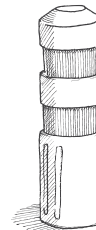
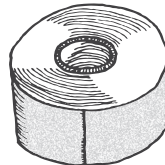




[HOME](#) [CONTACT](#) [ABOUT US](#) [FAQS](#) [CALENDAR](#) [BLOG](#) [NEWSLETTER](#) [MORE](#)

*Creating a
New Standard
for Pedestrian
and Public Spaces*



OUTDOOR EXPANSION RESOURCES

studio seed
WWW.STUDIOSEED.ORG



TACTICAL URBANIST'S GUIDE TO MATERIALS AND DESIGN

VERSION 1.0

DECEMBER 2016 | CREATED BY THE STREET PLANS COLLABORATIVE, WITH FUNDING FROM THE JOHN S. AND JAMES L. KNIGHT FOUNDATION

[Tactical Urbanist's Guide to Materials and Design](#) - Materials Resource (by The Streets Collaborative)

[Bistro Set on Amazon for \\$109](#) - Lightweight, moveable, colorful 3-piece bistro set

Grand patio 3pc Metal Folding Bistro Set, 2 Chairs and 1 Table, Weather-Resistant Outdoor/Indoor Conversation Set for Patio, Yard, Garden-Yellow

by Grand patio

★★★★★ 47 ratings

Price: **\$109.99** & **FREE Shipping**

Get \$70 off instantly: Pay **\$39.99** upon approval for the Amazon Prime Rewards Visa Card. No annual fee.

Color: **Yellow**



- **FOLDABLE:** Foldable chairs are convenient for transportation and storage, saving space for you.
- **EASY SET UP:** Chairs arrive fully assembled, simply remove packaging materials for immediate enjoyment.
- **DURABLE MATERIALS:** Easy to clean, powder coated steel frame for scratch and rust resistance.
- **HEAVY DUTY:** Sturdy construction yet lightweight chairs can hold up to 300 lbs respectively.
- **DIMENSIONS:** Size of Table: 23.6"(DIA) x 28"(H) Size of Chair: 23"(D) x 19.5"(W) x 32"(H)

New & Used (2) from **\$104.49** ✓prime **FREE Shipping**

[Report incorrect product information.](#)

Roll over image to zoom in





URBAN DESIGN + PLANNING
www.studioseed.org

FOR MORE INFORMATION:
Cheney Bostic, AICP
Principal/Owner - Studio Seed, LLC
cbostic@studioseed.org